

Supported by

GWR | Great Western Railway



Issue 17 | 2017

Explore the Cotswolds

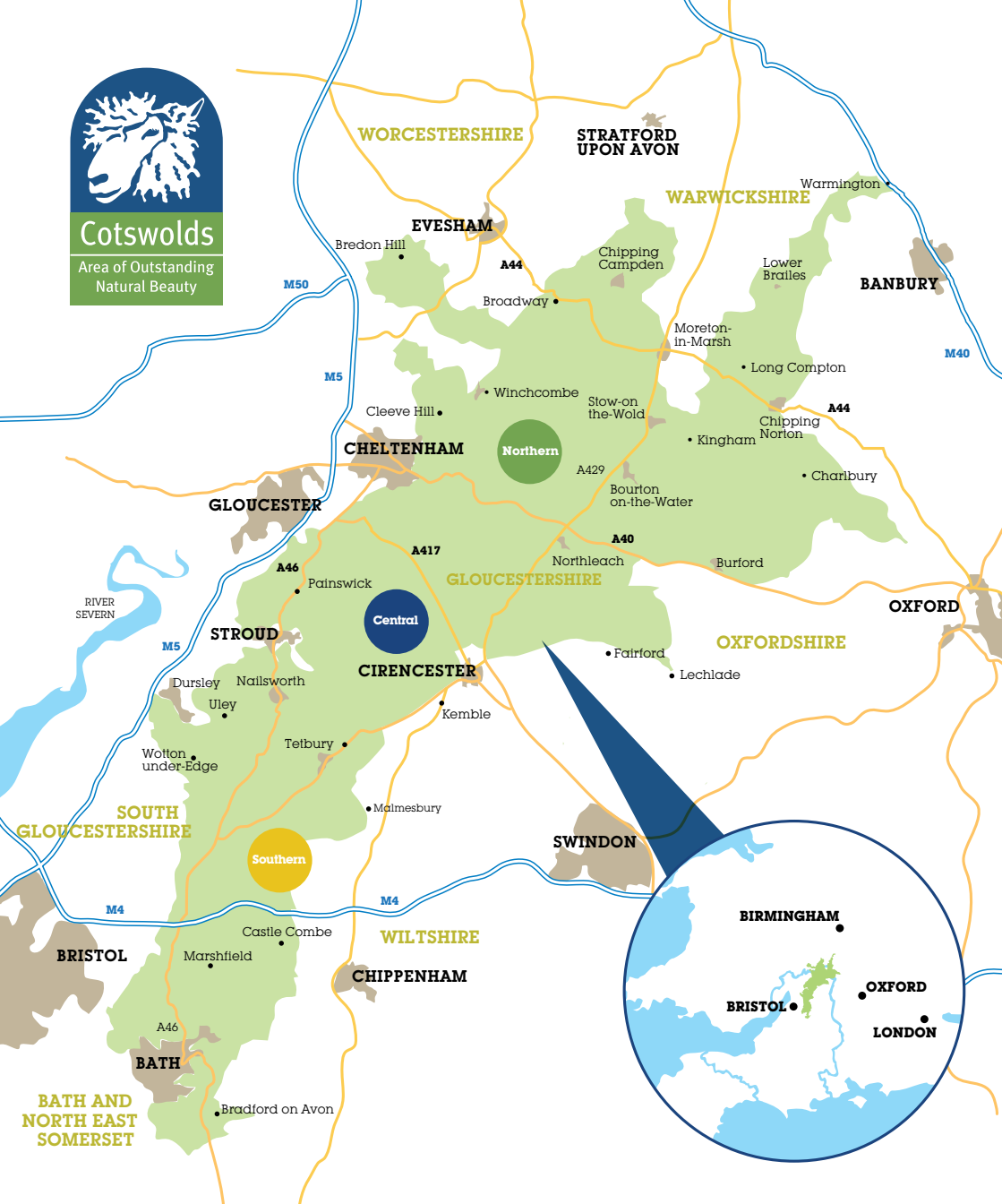


by public transport



-  **Route maps & information**
-  **Ideas for great days out**
-  **Cotswold Way National Trail**
-  **Places to see, things to do in England's walking & exploring capital**

www.escapetohecotswolds.org.uk/travel



Explore the Cotswolds

       **by public transport**

Welcome to the seventeenth issue of this popular and widely acclaimed series of 'Explore the Cotswolds' guides.

Published by the Cotswolds Conservation Board, they are designed to promote alternative methods of transport using buses and trains throughout the Cotswolds, as well as offering great ideas to explore the Cotswolds on foot or by bike using the extensive network of trails, footpaths and recreational routes.

This publication is intended to provide a useful guide to public transport in the Cotswolds using maps divided into three areas:

Northern

Central

Southern

Full and up to date details of bus timetables within these three areas can be found at:

www.escapetothecotswolds.org.uk/travel

The Cotswolds was designated an Area of Outstanding Natural Beauty (AONB) in 1966 in recognition of its rich, diverse and high quality landscape. Covering 2,038 sq km (790 sq miles) it is the one of the largest protected landscape in England and Wales after the Lake District and Yorkshire Dales National Parks.

The Cotswolds attracts numerous visitors all year round who are drawn to the area by its rural charm, rolling countryside, picture-postcard villages and vibrant market towns. It is a perfect place for walking, cycling and riding or simply enjoying a relaxing day out or short break.

Further information: For details on guided walks, downloadable walking routes and cycle rides, plus a range of information on things to see and do visit:

www.escapetothecotswolds.org.uk

Please check times and details with individual bus operators before travelling. The Cotswolds Conservation Board cannot accept liability for inaccuracies, changes to services or timetables, or omissions arising from the information contained within this publication.



There's so much to see and do in the Cotswolds

Area of Outstanding Natural Beauty

Here are just some of the places to see and things to do in and around the Cotswolds AONB, when travelling by public transport.

Find out more about attractions, places to visit and things to do in the Cotswolds AONB by visiting www.escapetothecotswolds.org.uk It's always a good idea to contact venues directly to find out more details including any special events and opening times.

In this guide we have divided the Cotswolds AONB into three areas and colour coded them for ease of use. The numbers on the listings refer to their locations marked on the transport maps on the following pages:

Northern
page 10

Central
page 18













Southern
page 24

www.escapetothecotswolds.org.uk/travel



Photo: Crickley Hill, Leigh Cousins

Icons to highlight facilities available at individual attractions

-  Refreshments
-  Toilets
-  Restaurant
-  Gift/plant shop
-  Wheelchair access
-  Limited wheelchair access
-  Special interest
-  Parks/gardens
-  Historic house/ building
-  Museum
-  Ancient site
-  National Trust



Cotswolds Conservation Board

Cotswolds Discovery Centre

Fosse Way

Northleach

Gloucestershire

GL54 3JH

Tel: 01451 862000

Email: info@cotswoldsaonb.org.uk

Website: www.cotswoldsaonb.org.uk



@cotswoldsaonb



facebook.com/cotswoldsaonb

Explore the Northern Cotswolds

Area of Outstanding Natural Beauty

Northern
Area



Photo: Northleach, by Sam Daniels



Don't Miss

- 1 Kiftsgate Court Garden
- 17 Blenheim Palace



Kiftsgate Court Garden

1 Kiftsgate Court Garden

The gardens at Kiftsgate Court offer a wonderful combination of vivid colour and heady scent in the summer borders, gentle white blooms in the tranquil sunken garden, and a pretty foursquare garden edged with box. The gardens were planted in the late 19th and early 20th Centuries and continue to evolve. The bluebell wood is a breathtaking sight in early May.



Getting there: nearest train station – Moreton-in- Marsh. Take the 1 or 2 bus, alight at Mickleton. 4.8km/ 3 mile return walk to the gardens.

www.kiftsgate.co.uk

Chipping Campden, Gloucestershire.
Tel: 01386 438777



2 Hidcote manor

www.nationaltrust.org.uk/hidcote

Chipping Campden, Gloucestershire.
Tel: 01386 438333



3 Court Barn Museum

www.courtbar.org.uk

Chipping Campden, Gloucestershire.
Tel: 01386 841951



4 Mill Dene Garden

www.milldenegarden.co.uk

Moreton-in-Marsh, Gloucestershire.
Tel: 01386 700457



5 Sezincote House and Gardens

www.sezincote.co.uk

Bourton-on-the-Hill, Gloucestershire.
Tel: 01386 700444



Sezincote House



- 6 Broadway Tower**
www.broadwaytower.co.uk
 Broadway, Worcestershire.
 Tel: 01386 852390



- 7 Gloucestershire Warwickshire Steam Railway**
www.gwsr.com
 Toddington, Gloucestershire.
 Tel: 01242 621405



- 8 Hailes Abbey**
www.english-heritage.org.uk
 Winchcombe, Gloucestershire.
 Tel: 01242 602398



- 9 Winchcombe Folk and Police Museum**
www.winchcombemuseum.org.uk
 Winchcombe, Gloucestershire.
 Tel: 01242 609151



- 10 Batsford Arboretum**
www.batsarb.co.uk
 Moreton-in-Marsh, Gloucestershire.
 Tel: 01386 701441



- 11 Sudeley Castle**
www.sudeleycastle.co.uk
 Winchcombe, Gloucestershire.
 Tel: 01242 602308



- 12 Birdland Park and Gardens**
 Explore riverside gardens at Birdland and discover exotic and rare birds from around the world including King Penguins, flamingos and pelicans to colourful parrots and magical owls. Enjoy close encounters and talks throughout the day. Jurassic Journey is now open – track down dinosaurs and take part in a prehistoric dino-dig!

www.birdland.co.uk
 Bourton-on-the-Water, Gloucestershire.
 Tel: 01451 820480



- 13 Cotswold Motoring Museum and Toy Collection**
www.cotswoldmotoringmuseum.co.uk
 Bourton-on-the-Water, Gloucestershire.
 Tel: 01451 821255



- 14 Model Village**
www.themodelvillage.com
 Bourton-on-the-Water, Gloucestershire.
 Tel: 01451 820467



Blenheim Palace

- 17 Blenheim Palace**
 Home to the 12th Duke and Duchess of Marlborough and the birthplace of Sir Winston Churchill, Blenheim Palace is a World Heritage Site that boasts over 300 years of history, more than 2000 acres of Parkland and Formal Gardens and a wealth of events, themed tours and exhibitions throughout the year.

Getting there: Take the S3 or 7 bus to the gates of Blenheim Palace on Hensington Road in Woodstock. Please ask the driver to identify the appropriate stop. The bus runs every 30 minutes.

www.blenheimpalace.com

Woodstock, Oxfordshire.
 Tel: 0800 849 6500



- 15 Bourton Model Railway**
www.bourtonmodelrailway.co.uk
 High Street, Bourton-on-the-Water,
 Gloucestershire. Tel: 01451 820686



- 16 Dragonfly Maze**
www.thedragonflymaze.com
 Bourton-on-the-Water,
 Gloucestershire.
 Tel: 01451 822251



- 18 Wychwood Brewery**
 The Wychwood Brewery is tucked away behind the main street of the market town of Witney, in the heart of the Oxfordshire Cotswolds. Brewing has taken place in Witney for centuries dating back to 1811, and Wychwood Brewery is sited at the Old Eagle Maltings, built more than 150 years ago when barley was malted for the town's brewery.

Today Wychwood brews more than 50,000 barrels of high quality crafted ale each year using traditional methods and is home to the Legendary Hobgoblin and the Beers of Character range.

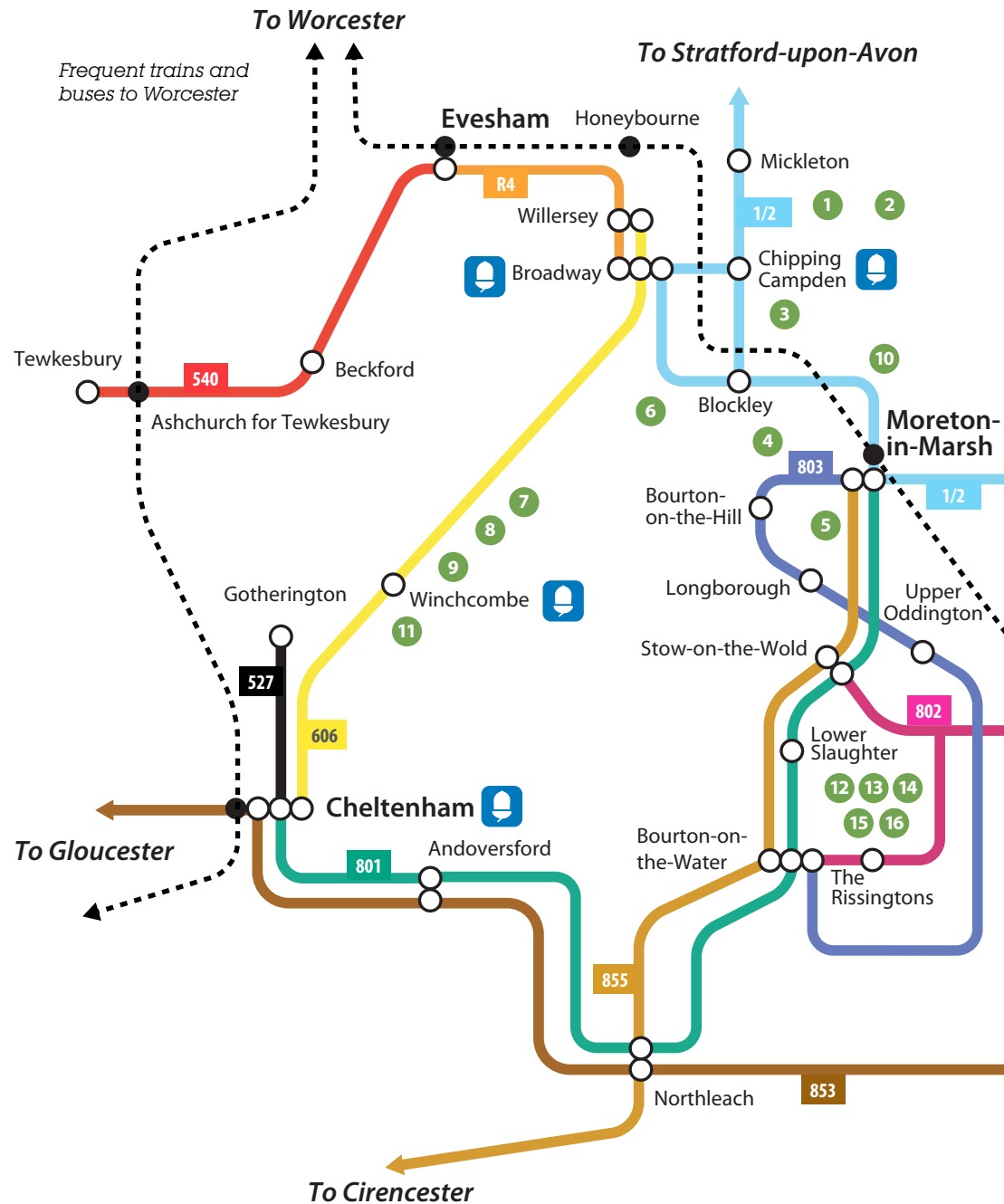
Tours available upon request, pre-booking is essential.

www.wychwood.co.uk

Eagle Maltings, The Crofts, Witney.
 Tel: 01993 890800



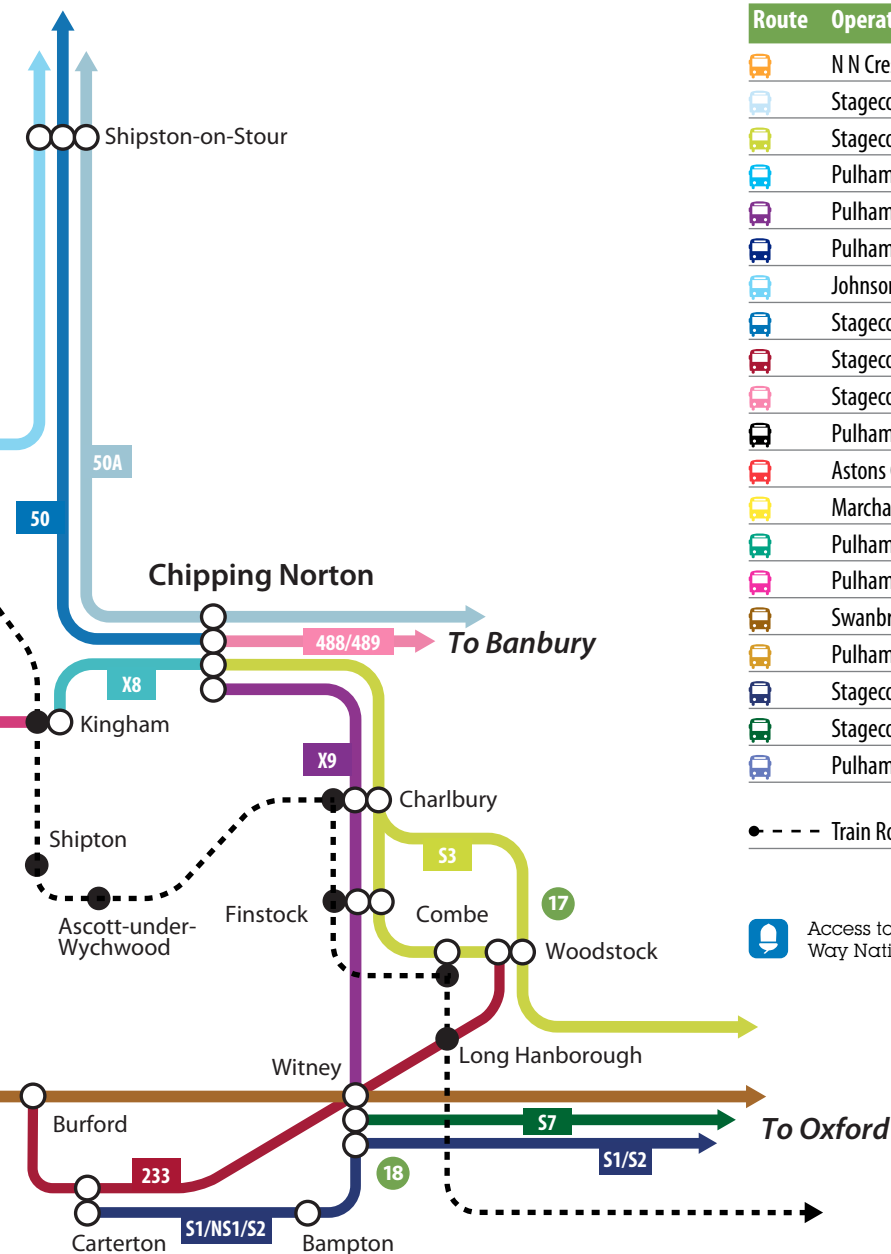
Explore Northern Cotswolds



For the latest timetable information and route maps, go to www.escapetothecotswolds.org.uk/travel



To Stratford-upon-Avon



Explore the Central Cotswolds

Area of Outstanding Natural Beauty

Central
Area



Photo: Painswick Beacon, by Christopher Hargraves



Don't Miss

- 19 Holst Birthplace Museum
- 20 Gloucester Cathedral
- 23 Painswick Rococo Garden
- 27 Cotswolds Discovery Centre
- 29 Bibury Trout Farm



Gloucester Cathedral

Photo © barnyz@flickr



19 Holst Birthplace Museum

Step inside the Holst Birthplace Museum and see the piano Holst used to compose 'The Planets.' Discover why he liked its 'light-touch'. Find out how he developed into a world-class composer by examining and listening to original manuscripts written when he was a schoolboy. Experience what life was like for his modest middle-class family through Victorian rooms. Imagine Cheltenham's Regency past in the only Regency room open to the public in the town. Lose yourself as you listen to the opening bars of Mars... Getting there: located in the centre of Cheltenham which has many regular bus services.

www.holstmuseum.org.uk

Clarence Road, Cheltenham.
Tel: 01242 524846



20 Gloucester Cathedral

A warm welcome awaits you at Gloucester Cathedral. This glorious sacred space has been a place of Christian worship for over 1,300 years. It is one of the finest medieval buildings in the country, the burial place of royalty and the city's main heritage attraction. Trace 1,000 years of architectural styles from Norman through Perpendicular to the present day, including magnificent stained glass, royal tombs, and the spectacular medieval fan-vaulted cloisters. Getting there: Take the 12/91, 14, 852 or 853 bus, alight at Gloucester.

www.gloucestercathedral.org.uk

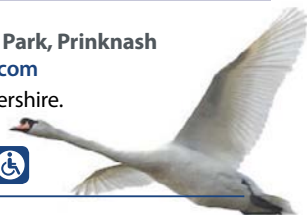
College Green, Gloucester
Tel: 01452 528095



21 The Bird and Deer Park, Prinknash

www.thebirdpark.com

Cranham, Gloucestershire.
Tel: 01452 812727



22 Cotswold Woollen Weavers

www.naturalbest.co.uk

Filkins, Gloucestershire. Tel: 01367 860491





Painswick Rococo Garden

23 Painswick Rococo Garden

Painswick Rococo Garden – The sole surviving garden in the English Rococo style. Planted as a flamboyant pleasure garden in the 1740s the garden has been the subject of a remarkable restoration project. It features long vistas, geometric patterns and intriguing architectural garden structures.

The woodland is carpeted with a spectacular display of snowdrops early in the year.

Getting there: Take the 61 bus, alight at Painswick. Just north of Painswick opposite Golf Course Lane, just off the Cotswold Way.

www.rococogarden.org.uk

Painswick, Gloucestershire.

Tel: 01452 813204



24 Chedworth Roman Villa

www.nationaltrust.org.uk

Yanworth, nr Northleach, Gloucestershire.

Tel: 01242 890256



25 Chavenage House

www.chavenage.com

Tetbury, Gloucestershire. Tel: 01666 502329



Corinium Museum Mosaic

26 Corinium Museum

www.coriniummuseum.org

Cirencester, Gloucestershire.

Tel: 01285 655611



27 Cotswolds Discovery Centre

www.escapetothecotswolds.org.uk

See page 16 for more information

Fosse Way, Northleach, Gloucestershire.

Tel: 01451 861563



28 Cotswold Water Park

www.waterpark.org

Tel: 01793 752413



**HALF
PRICE
ENTRY**
WITH THIS GUIDE

29 Bibury Trout Farm

Bibury Trout Farm is primarily a working farm, supplying top quality Rainbow and Brown Trout to angling waters throughout the country.

The farm is open all year to visitors who are fascinated by the 'boiling' water as the fish are fed. The farm shop supplies fresh and smoked trout, pate, etc and has gifts to suit all ages and pockets. There is a terrace cafe (summer) which serves delicious light lunches, cream teas, cakes etc. and beginners fishery (summer) Picnic, BBQ and play area, free car park.

Getting there: Take the 855 bus to Bibury, stops right outside.

www.biburytroutfarm.co.uk

Bibury, Gloucestershire. Tel: 01285 740215



Your phone is
your ticket



Download the
Stagecoach Bus App



Search Stagecoach Bus App



Plan your journey



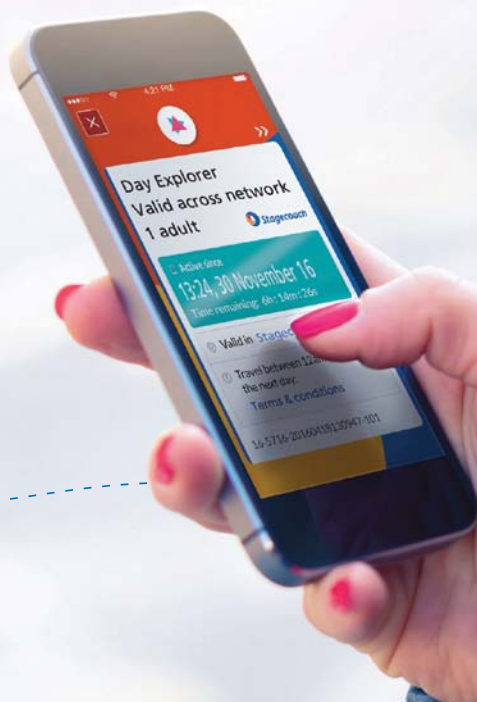
Track your bus



Mobile tickets



Local bus services across Gloucestershire, Herefordshire,
Wiltshire, Oxford and Swindon



The Cotswolds Discovery Centre Northleach



The Cotswolds Discovery Centre is the visitor centre for the Cotswolds Area of Outstanding Natural Beauty (AONB), a place where you will learn and discover more about this beautiful and unique protected landscape and how people have helped shape it over thousands of years.

The Cotswolds Discovery Centre is housed in the grade II* listed Old Prison, a fascinating 18th century building and now a unique historic visitor attraction in the Cotswold market town of Northleach. The centre is also home to the Cotswolds Conservation Board, and the Cotswolds Dry Stone Walling Academy.

Escape to the Cotswolds

Learn about the Cotswold landscape and the heritage of its people and buildings.

Through imaginatively designed information displays you will learn how geology has shaped the landscape; when dinosaurs first roamed the area; and how the wealth of the area came as a result of the 'golden fleece' of the Cotswolds sheep.

You will also find inspiration for great places to discover and visit across the Cotswolds AONB such as historic sites, gardens, wildflower grasslands, ancient woodlands plus the Cotswold Way National Trail which runs the length of the Cotswolds escarpment providing sweeping views for miles.



Rural Life Collection

Explore the fascinating Lloyd Baker Rural Life Collection

Housed within the grounds of the Cotswolds Discovery Centre is the unique Lloyd Baker Rural Life Collection - a wonderful display of historic agricultural and farming machinery. This fascinating and nationally important collection of farm wagons, carts and implements along with two shepherds huts, will take you back in time to the days when the land was toiled by man and beast and tractors hadn't yet been invented.

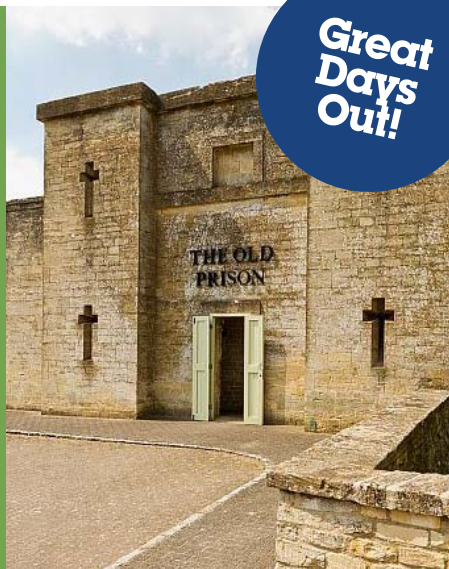


The Old Prison

Glimpse into life in a 19th century house of correction bursting with history - Walk inside the chilling cells and capture the feeling of being locked inside!

A visit to the Old Prison offers you a unique glimpse into life in a 19th century house of correction. Built in the 1790s, this was once a fine example of a model prison used to inspire better care and rehabilitation of prisoners throughout Britain and further afield. It even served as a blueprint for London's Pentonville Prison.

Over the years the building has seen many changes of use including a police station, petty sessional court and tramp station. You can still see one of the original cell blocks built in 1844 along with the historic court room which was in use right up until the 1970s.



Great Days Out!

Opening times

Open daily (March to October) from 9:30am to 4:30pm. Closed Wednesdays (November to February). Café and historic court room also available to hire for private functions and events.

Getting Here

- Pulhams' bus service 801 and 855
- Swanbrook bus service 853

See page 18 for Central area rail and bus routes.

Download timetables from:

www.escapetothecotswolds.org.uk/travel

Relax in our cafe and enjoy locally sourced delicious homemade food



The Cotswold Lion Cafe serves homemade food, prepared from locally sourced fresh ingredients. We offer a wide range of delicious breakfasts, light lunches and afternoon teas, along with speciality teas, coffee and soft drinks.

There is outdoor seating available in the family friendly courtyard where you can relax and enjoy your visit, or get snugly warm in front of our new wood burning stove.

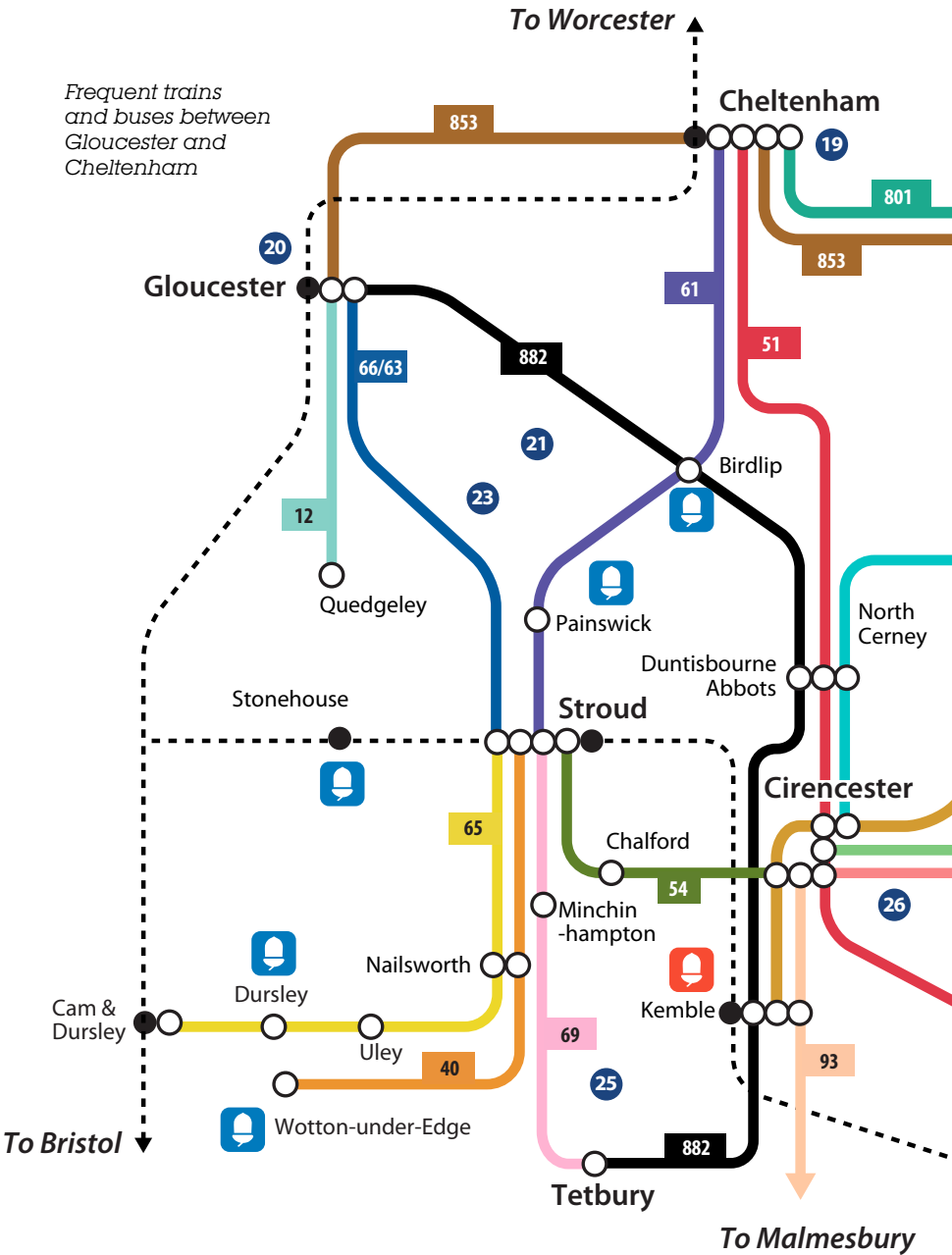
We use local suppliers where we can to provide the best quality raw ingredients in order to make our homemade specials including: organic Cotswold Brie from Upper Slaughter, apple juice and chilli oils from Cheltenham, fresh meats and salamis from Cirencester, and chutneys and pickles from Moreton-in-Marsh.

We bake seriously good food with a friendly welcome to all, whether you are arriving by car, bus, on two wheels, or foot or with your dog. The cafe is licensed and is also available to hire for your own private party or event.

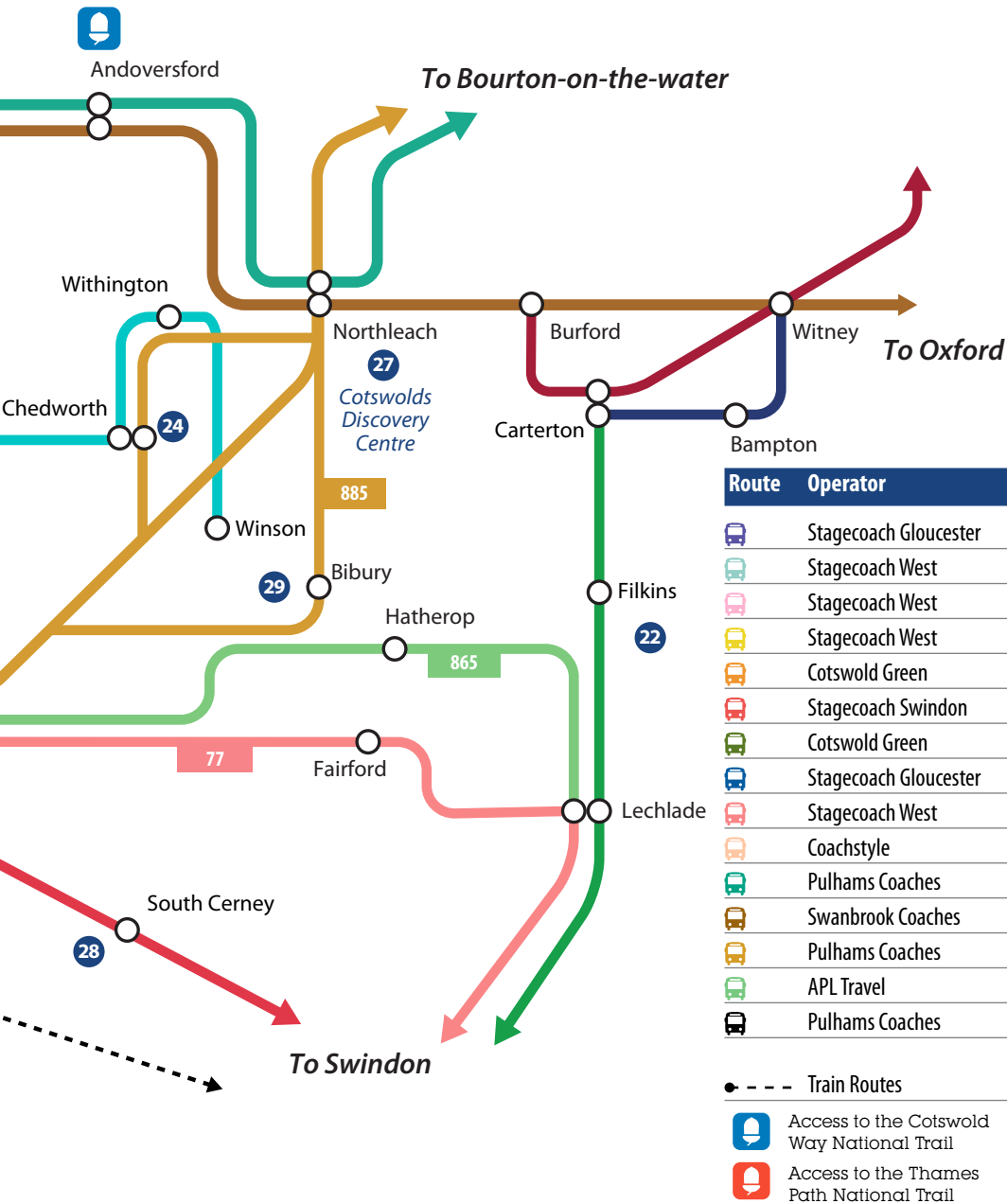
Our Cotswold shop within the cafe stocks a selection of local food and drink products and a range of unique hand-made gifts and art works. The shop also stocks maps, guides and books to help you explore the Cotswolds further.

For more information visit www.escapetothecotswolds.org.uk/discoverycentre or call us on telephone 01451 861563

Explore Central Cotswolds



For the latest timetable information and route maps, go to www.escapetothecotswolds.org.uk/travel



Explore the Southern Cotswolds

Southern Area

Area of Outstanding Natural Beauty



Roman Baths

Photo © Bath & North East Somerset Council.



Don't Miss

- 37 Fashion Museum
- 38 Roman Baths
- 39 Victoria Art Gallery



Westonbirt Arboretum

Photo © Forestry Commission England

30 Tetbury Police Museum

www.visittetbury.co.uk

Tetbury, Gloucestershire. Tel: 01666 504670



36 Chippenham Museum

www.chippenham.gov.uk

Chippenham, Wiltshire. Tel: 01249 705020



31 Westonbirt Arboretum

www.forestry.gov.uk/westonbirt

Tetbury, Gloucestershire.

Tel: 0300 067 4890



32 Abbey House Gardens

www.abbeyhousegardens.co.uk

Malmesbury, Wiltshire.

Tel: 01666 822212



33 Athelstan Museum

www.athelstanmuseum.org.uk

Malmesbury, Wiltshire. Tel: 01666 829258



34 Malmesbury Abbey

www.malmesburyabbey.com

Malmesbury, Wiltshire. Tel: 01666 826666



35 Dyrham Park

www.nationaltrust.org.uk

Dyrham, nr Chippenham, Wiltshire.

Tel: 0117 9372501



Photo © Bath & North East Somerset Council

37 Fashion Museum, Bath

A must-see for every fashion-lover, the Fashion Museum is home to one of the world's leading collections of historic and fashionable dress. You'll see everything from sumptuous Georgian gowns to spectacular outfits by some of today's top designers. The museum is housed in the Assembly Rooms, Bath's most magnificent Georgian building.

www.fashionmuseum.co.uk

Assembly Rooms, Bennett St, Bath.

Tel: 01225 477789





Photo © Bath & North East Somerset Council.

38 The Roman Baths

The Roman Baths is located at the heart of the World Heritage City of Bath. Here, the Romans built a magnificent temple and bathing complex on the site of Britain's only hot spring. Walk around the steaming Great Bath where people bathed nearly 2,000 years ago, see the ruins of the temple of Minerva and explore the fascinating museum.

www.romanbaths.co.uk

Stall St, Bath

Tel: 01225 477785



Photo © Bath & North East Somerset Council.

39 Victoria Art Gallery

The Victoria Art Gallery boasts an outstanding collection of paintings, sculptures and decorative arts from the 15th century to the present day, including many by artists who have lived and worked in the Bath area, such as Thomas Gainsborough and Walter Sickert. Entry to the permanent displays is free, and there's also an exciting programme of temporary exhibitions.

www.victoriagal.org.uk

Bridge St, Bath

Tel: 01225 477233



40 Prior Park Landscape Garden

www.nationaltrust.org.uk

Bath. Tel: 01225 833977



41 Barton Farm Country Park

www.wiltshire.gov.uk

Bradford-on-Avon, Wiltshire.

Tel: 01225 718647



Prior Park



**Great
Days
Out!**

Castle Combe

One of the loveliest villages in The Cotswolds

Castle Combe lies in a valley and is considered one of the loveliest villages in the Cotswolds. It is one of the most visited and frequently finds favour as a backdrop for period television and cinema dramas.

Its adjacent wooded hill was fortified by Britons, Saxons and Normans and like most other places in the Cotswolds, Castle Combe's prosperity was based on sheep and wool. The village was important enough at one time to be granted the privilege of holding a fair where wool and sheep were traded.

The village is built around the 14th-century Market Cross with the old water pump beside it. A few yards away are the remains of the Butter Cross which was dismantled during the 19th century.

St. Andrew's Church is probably 12th century and of particular interest inside is the modified 15th-century clock which used to ring the hours from the tower.

The classic view of the village is from across the bridge by the old weavers' cottages. The small local museum is up the hill away from the village towards the parking area (where visitors are requested to park).

For Southern area rail and bus timetables visit:
www.escapetothecotswolds.org.uk/travel

GO EXPLORE!

A handy fold-out Cotswolds visitor map and guide is available highlighting special features and places to explore in the Cotswolds Area of Outstanding Natural Beauty.












Alongside descriptions of the AONB's geology, built heritage and nature, a map locates key sites to enjoy days out, including nature reserves, stunning viewpoints, Roman villas, gardens and manor houses – with plenty of colourful illustrations and photographs.

The map is available free of charge from visitor information centres, or can be ordered online for just £3 inc P&P from

www.cotswoldsaonb.org.uk/shop



Explore Southern Cotswolds

Route	Operator
	Cotswold Centre for Volunteer Services
	Cotswold Green
	Coachstyle
	Stagecoach West
	Coachstyle
	Stagecoach West
	Wessex Connect
	Faresaver
	Pulhams Coaches
	First West of England
	First West of England

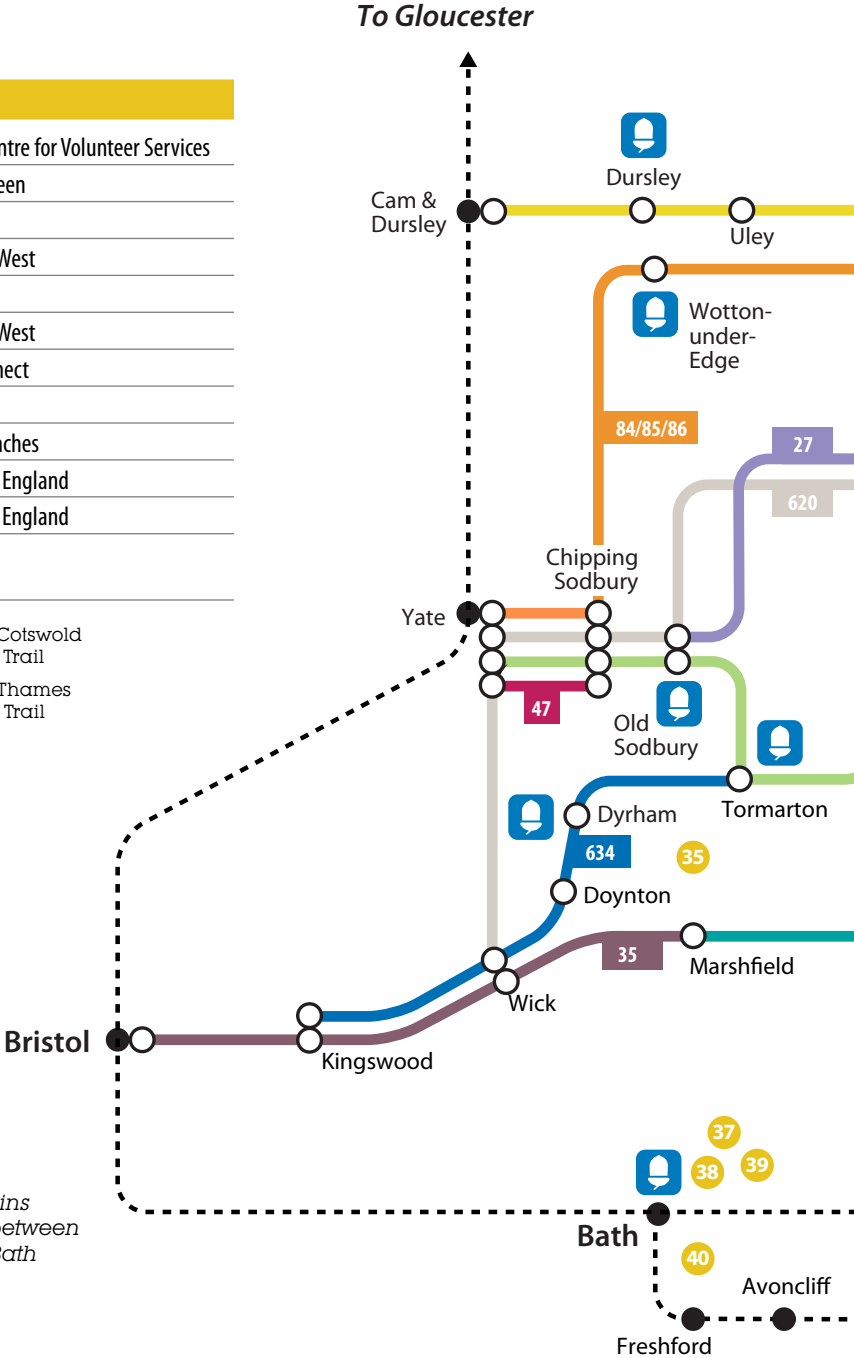
● - - - Train Routes



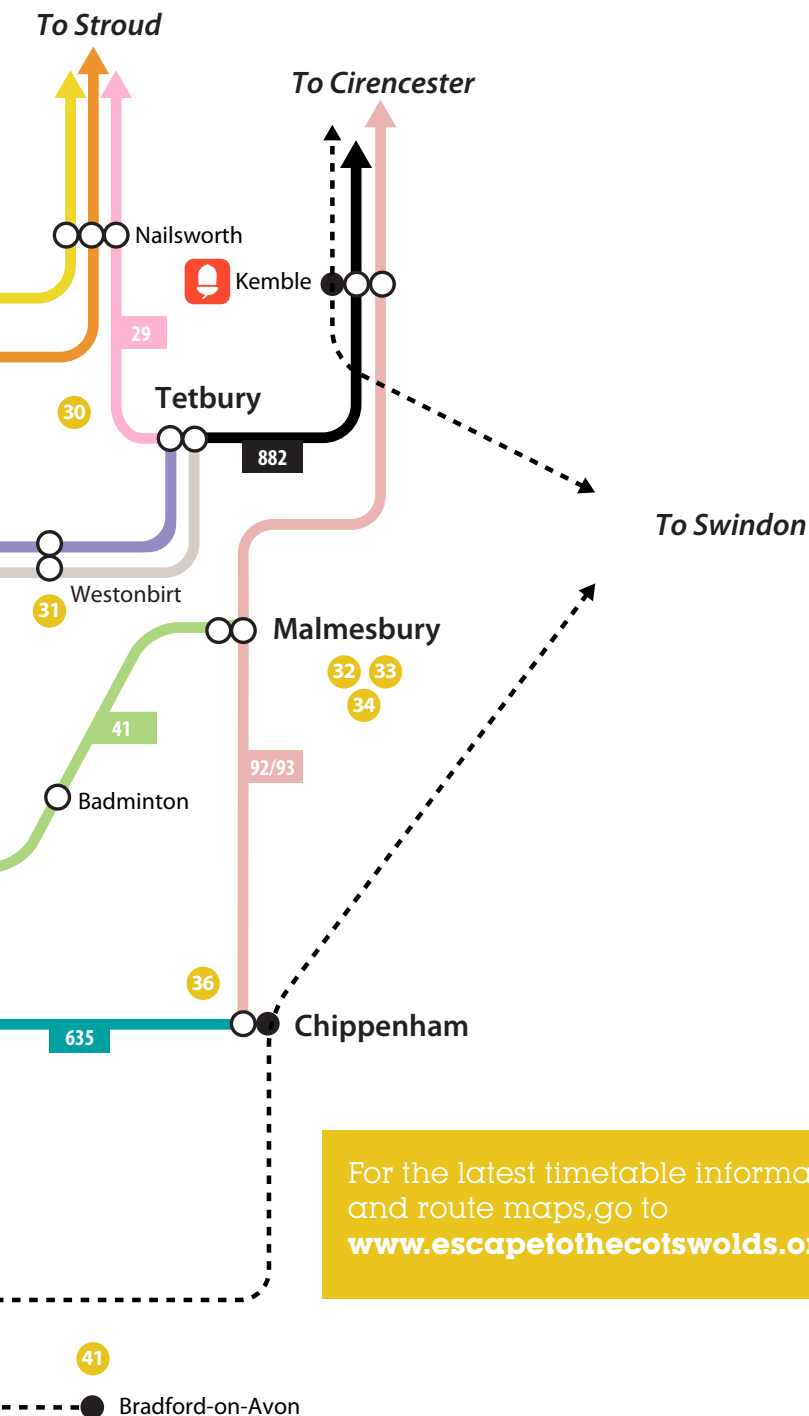
Access to the Cotswold Way National Trail



Access to the Thames Path National Trail



Frequent trains and buses between Bristol and Bath



For the latest timetable information
and route maps, go to

www.escapetothecotswolds.org.uk/travel



The 7 Wonders of The Cotswolds

The Seven Wonders of the Cotswolds were voted on by the general public and then turned into 'Wonder Walks' by the Cotswold Voluntary Wardens. These great walks are available to download from:

www.escapetothecotswolds.org.uk/wonderwalks



WESTONBIRT, THE NATIONAL ARBORETUM

An historic, Victorian picturesque landscape and internationally important tree and shrub collection.



COTSWOLD LIMESTONE

The Jurassic oolitic limestone that lies beneath the Cotswolds and gives the area its distinctive character.



CLEEVE HILL & COMMON

At 330 metres, Cleeve Hill and Common is the highest point of the Cotswolds and designated as a Site of Special Scientific Interest.



THE ROLLRIGHT STONES

An ancient Neolithic and Bronze Age site located on the Oxfordshire/Warwickshire border.



WOODCHESTER MANSION AND PARK

A Grade I listed 19th Century Victorian Gothic mansion which was mysteriously abandoned mid-construction in 1873.



COTSWOLD WAY NATIONAL TRAIL

Stretches 102 miles along the Cotswolds escarpment between Chipping Campden in the north to Bath in the south.



STROUD FARMERS' MARKET

Multi-award winning and well known as one of the biggest and most popular farmers markets in the UK.

Cotswold Stone Wonder Walk

This spectacular walk shows you the raw stone and what men have done with it over the centuries to create such a harmonious landscape. Beware, bits are steep!

Great Days Out!

Walk behind café to entrance gates and through high kissing gate on left to tower. On right of tower go through high gate and smaller gate facing you.

Follow Cotswold Way signs ahead (not downhill) winding through some old small quarries, now covered by grass. Carry on to gate in trees ahead. Before the trees turn right up short slope to boundary fence of Broadway Quarry and great view of Cotswold stone in raw state. Now turn right and follow fence back towards tower and to gates.

Turn right downhill on Cotswold Way to Broadway, through series of gates and stone stiles. After 4th gate (wooden benches on left) descent gets steeper, in old quarry with 24 steps along wall. Carry on to a waymark post before next gate.

Turn left on sunken track across hill to double gate into large field (often cattle). Walk alongside deeply rutted track ahead, dropping to meet track between trees on right.

Climb ahead passing the small stone house on left, admire the residence at Dor Knap, tucked into the hillside on right. It was once four cottages. At wide gateway with stone pillars take level drive through wood and view the magnificent Georgian mansion of Middle Hill House, then octagonal stable block and Pump House, all carefully renovated.

After Pump House, easy walking stops. At yellow waymark turn left off drive up steep woodland path, and go up for 5 mins to cross muddy drive. Path soon bears left and levels out as you walk through pheasant woods, disguising a very old quarry.

Track bears left to wide gateway out of wood. Turn right onto grass with views on your left. At end of wood follow yellow arrows right and up to high stile onto a narrow lane. Turn left and walk to Country Park gates and your start.

AT A GLANCE

Distance: 5.6km/3.5 miles with big down and up of 192m/630ft.

Time: 2 hours

Start: Broadway Tower Country Park on minor road off the A44 above Broadway. SP113359/ near WR12 7LB.

Facilities: Car park, café, toilets. Public toilets at Fish Hill picnic area, A44.



For further details and a map of this walk visit: www.escapetothecotswolds.org.uk/wonderwalks

For Northern and Southern area rail and bus timetables visit:
www.escapetothecotswolds.org.uk/travel

The Cotswolds England's Walking & Exploring Capital



Discover more of the beautiful Cotswolds AONB on a guided walk. With over 350 walks each year, the Cotswold Voluntary Wardens offer an excellent guided walks programme exploring in the fresh air.

A full guided walks programme is available at www.escapetothecotswolds.org.uk. These walks vary in distance and difficulty and offer an interesting and often entertaining way of discovering more about our countryside and landscape.



Photo © Sheraca

WALK THE COTSWOLD WAY

Join a group led by the Cotswold Voluntary Wardens walking the Cotswold Way in 10 mile stages each month starting in May.

On the **first Wednesday** of each month the Way will be walked from south to north and a group will travel by coach from Winchcombe to each start point, in the summer walkers should bring their own packed lunch, while in Autumn and Winter the group stops at Pleasant Inn en route.

For further information on this walk and to reserve your place contact:

Mary Hamilton on Tel: 01451 820160

Email m.hamilton@tesco.net

Booking
advised

Alternatively on the **first Saturday** of each month the Way will be walked from north to south and a group will travel by coach from the Bath area to each start point. For this option walkers should bring their own packed lunches for a picnic at an attractive spot en-route.

For further information and to reserve your place please contact:

John Bartram on Tel: 0117 9374561

Email: woodlandsbarn@btinternet.com

Booking
advised



Photo © Collin West

WALK THE DIAMOND WAY

Join a group led by the Cotswold Voluntary Wardens walking 8-10 miles of the North Cotswolds Diamond Way on the **fourth Wednesday** of every month from April to September.

For further information and to reserve your place contact:

Allan Allcock on Tel: 0787 638 7029

Booking
advised



Photo © www.landscapesofengland.co.uk

CHIPPING CAMPDEN TOWN WALKS

The Cotswold Voluntary Wardens offer a town walk with an audio visual show followed by tea or supper as appropriate for organised parties in Chipping Campden.

For further details contact:

Vin Kelly on 07761 565661

All walks by the Voluntary Wardens are free of charge however donations are very much appreciated and are usually collected at the end of the walk.

RURAL SKILLS & CRAFTS IN THE COTSWOLDS



Courses
from only
£35

Learn a new craft, brush up on existing knowledge or perfect your skills and help look after the beautiful Cotswold landscape at the same time.

COURSES... COMPETITIONS... CORPORATE PACKAGES

Dry-Stone Walling

Blacksmithing

Stone Carving

Hedgelaying

Scything

Lime Mortar

Horse Logging

Woodland Coppicing

Wool & Flax Weaving

Thatching

Crafts & Photography



Further information

For further details and to book your course visit: www.cotswoldsruralskills.org.uk

Cotswolds Conservation Board, Fosse Way, Northleach, Gloucestershire GL54 3JH

T: 01451 862000 E: david.molloy@cotswoldsaonb.org.uk

www.cotswoldsruralskills.org.uk

THE COTSWOLD WAY 100 MILES OF MAGICAL WALKING

The Cotswold Way offers just over 100 miles of magical walking, with long distance views from the Cotswold escarpment, and journeys through picturesque villages and past famous ancient sites.

The Cotswold Way National Trail has 16 places where it is possible to start and finish your walk using public transport from nearby towns.

The map opposite shows how the Cotswold Way is split across three areas in this booklet and on the new online timetables at www.escapetothecotswolds.org.uk/travel.

If you don't wish to walk the entire length of the Cotswold Way, there are a number of circular walks along the trail between 3 and 6 miles long, available to download from www.escapetothecotswolds.org.uk/cotswoldway

For more information about the Cotswold Way please visit: www.nationaltrail.co.uk/cotswold







**Great
Days
Out!**

Your 7- day cycle tour guide

Cycling is a wonderful way to see the stunning scenery and distinctive character of the area, with time to pause and explore along the way.

Thanks to Cotswolds Tourism and the Cotswolds AONB Sustainable Development Fund, a circular cycling holiday guide is available, allowing you to spend a whole week exploring the beautiful Cotswolds landscape. Routes range from gentle slopes to steeper climbs leading you up and down the rolling Cotswold hills and valleys.

The variety of terrain gives you the chance to enjoy the extensive network of quiet country lanes. The route passes through plenty of small towns and beautiful villages and you'll never be far from a pub, cafe, shop or visitor attraction to break up your journey.

The cycling map can be purchased for £3.99 from visitor information centres in the Cotswolds. Alternatively, day cycling routes can be downloaded from the Cotswolds Tourism website www.cotswolds.com



**BAINTON
BIKES**



**SELF SERVICE
BIKE HIRE**



**BOOK
ONLINE**



**COLLECT &
RETURN 24/7**



**USE APP TO
SECURE BIKES**

Bikes available throughout the Cotswolds. To find a bike or for cycle routes visit our website www.baintonbikes.com

Web: www.baintonbikes.com Tel: 01865 311610 Email: info@baintonbikes.com



**Cotswolds
Discoverer**
ONE DAY PASS

Discover the beauty and
attractions of the Cotswolds by bus
and train – and save money too!



From just £10, you can enjoy unlimited* travel by bus and rail around the Cotswolds – one of the UK's most beautiful landscapes. Tickets can be purchased at any UK mainline station and on participating bus services.

***Not valid on rail services before 08:50, Monday to Friday.**



Cotswolds

Area of Outstanding
Natural Beauty

www.escapetothecotswolds.org.uk/discoverer

Cotswolds Gateways













From Worcestershire

	540	Astons Coaches
	550/551	First Wyvern
	R4	N N Cresswell

From Warwickshire

	1/2	Johnsons Excelbus
	801	Pulhams Coaches
	X16	Stagecoach Warwickshire

From Oxfordshire

	S1/NS1/S2	Stagecoach Oxfordshire
	X8	Pulhams Coaches
	S3	Stagecoach Oxfordshire
	50	Stagecoach Warwickshire
	50a	Johnsons Excelbus
	853	Swanbrook Coaches
	X9	Pulhams Coaches
	233	Stagecoach Oxfordshire
	802	Pulhams Coaches
	488/489	Stagecoach Oxfordshire
	19	Stagecoach Oxfordshire
	S7	Stagecoach Oxfordshire







From Wiltshire

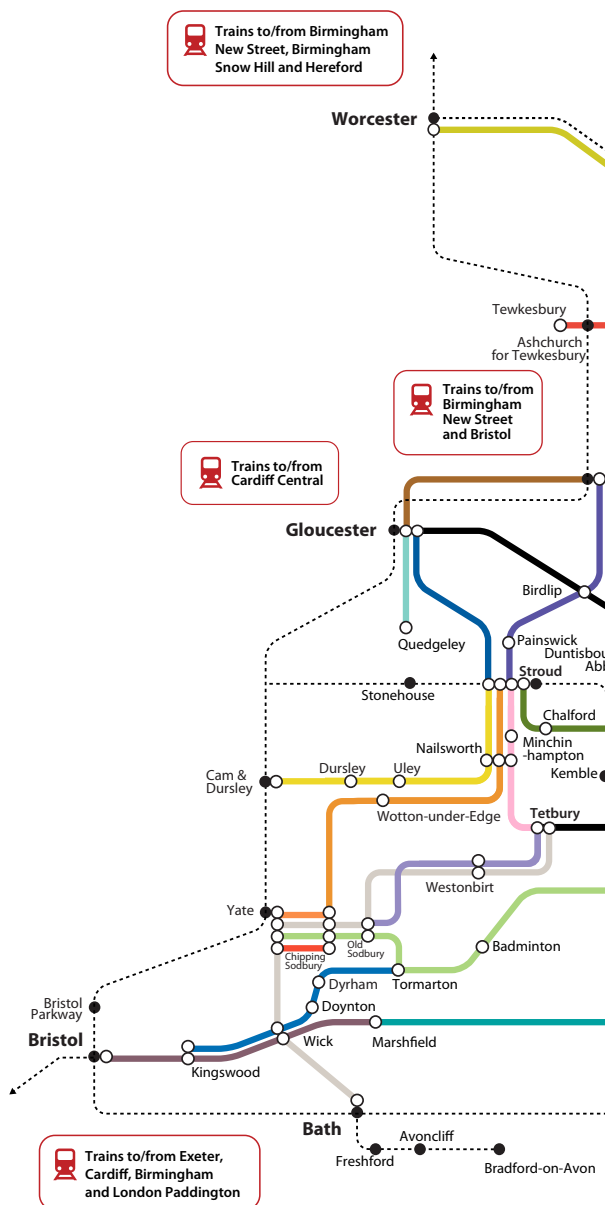
	41	Coachstyle
	77	Stagecoach West

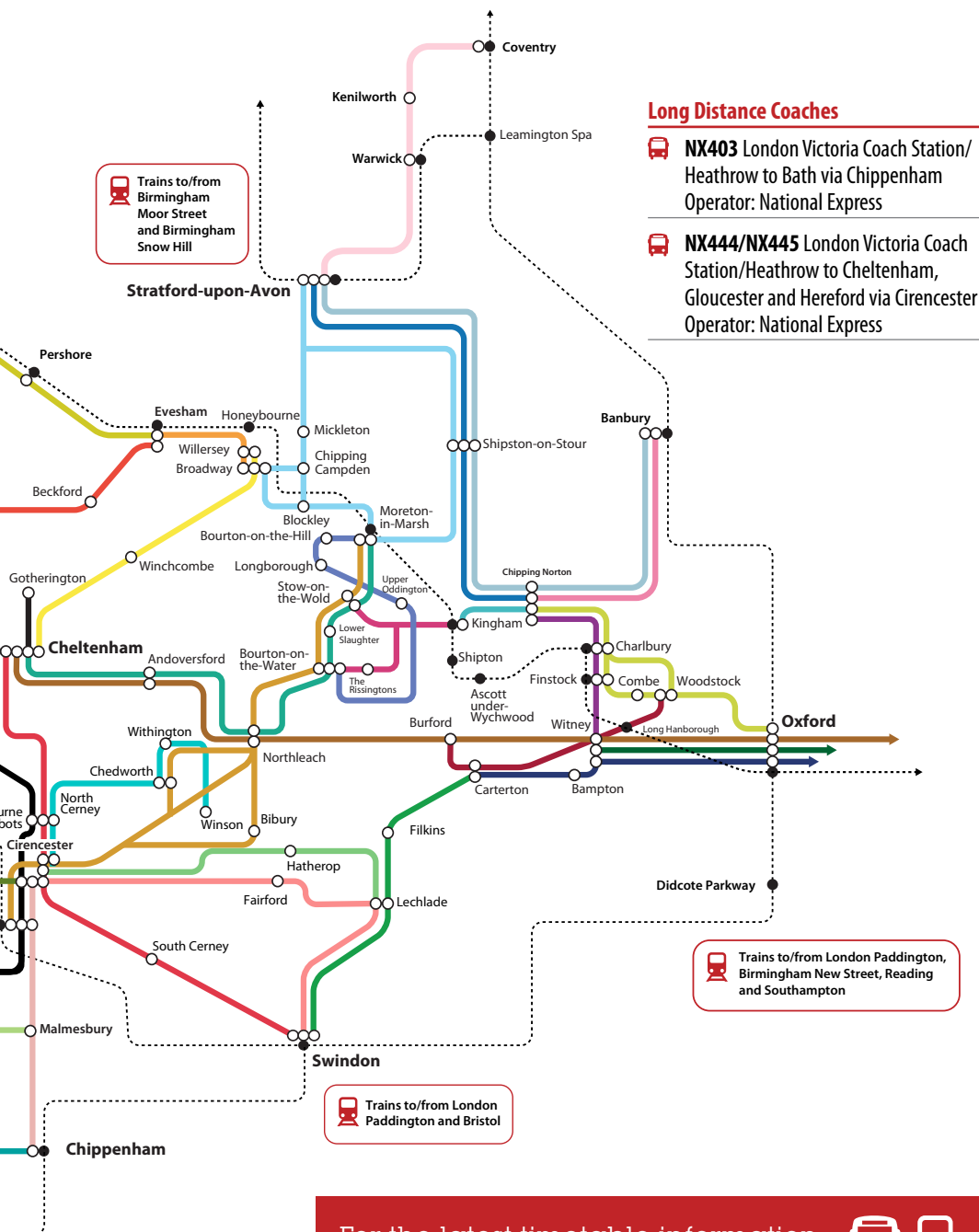
From Bristol, Bath And Surrounding Areas

	620	Wessex Connect
	27 /620	Cotswold Centre for Volunteer Services

From Gloucestershire

	69	Stagecoach West
	65	Stagecoach West
	54/54A	Cotswold Green
	606/ 606S	Marchants Coaches
	855	Pulhams Coaches
	881	Pulhams Coaches
	12	Stagecoach Gloucester





For the latest timetable information and route maps, go to www.escapetothecotswolds.org.uk/travel



FIND THE BEST FARES AT GWR.COM



Over 270 destinations
to immerse yourself in.



Great
Western
Railway